

Brake Disc - Vehicles With: Performance Package and Dark Horse**Removal**

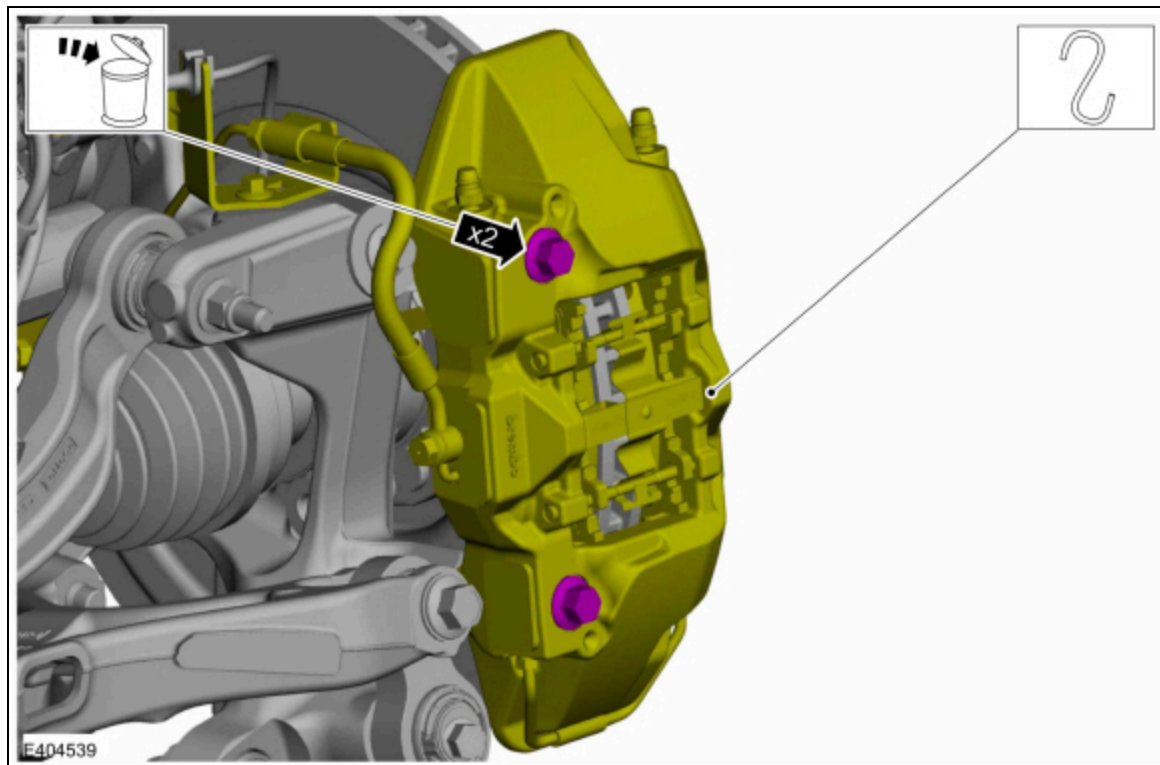
⚠ WARNING: Service actions on vehicles equipped with electronic brake booster and electronic parking brakes may cause unexpected brake application, which could result in injury to hands or fingers. Put the brake system into service mode prior to servicing or removing any brake components. Failure to follow this instruction may result in serious personal injury.

NOTE: Removal steps in this procedure may contain installation details.

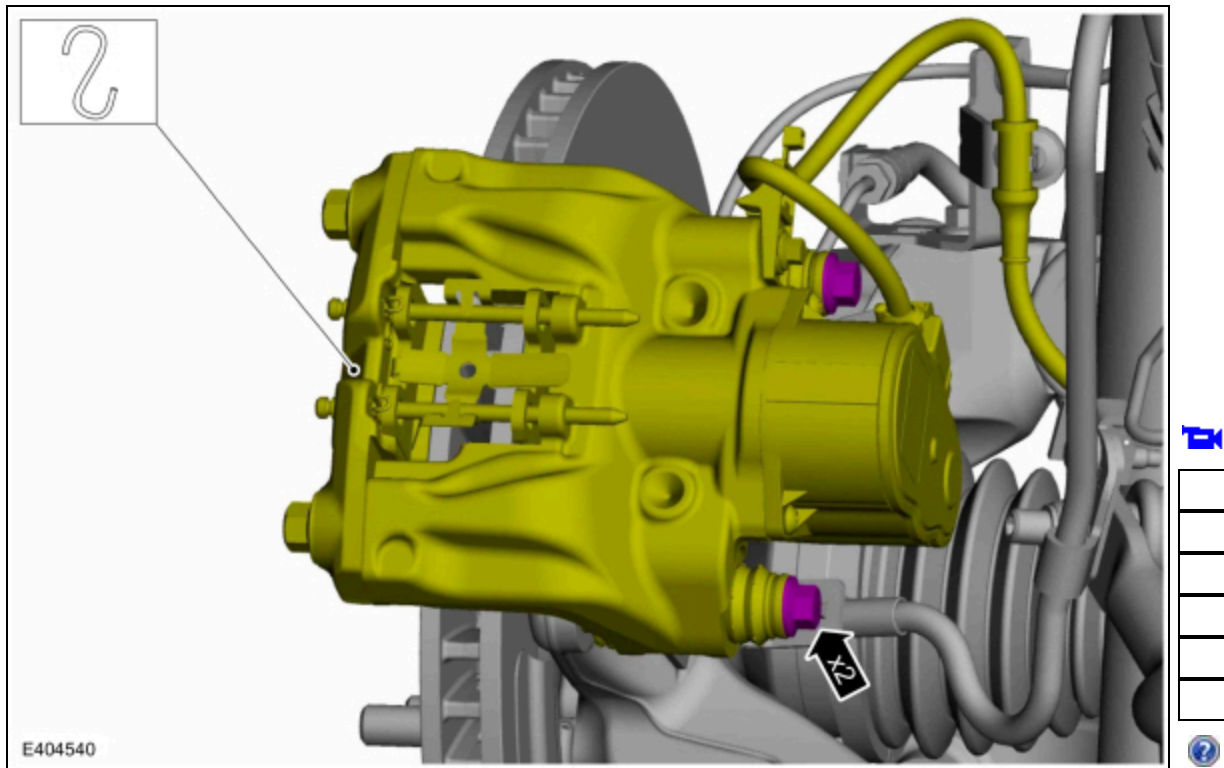
1. Activate the brake service mode.
Refer to: [Brake Service Mode Activation and Deactivation](#) (206-00 Brake System - General Information, General Procedures).
2. Remove the wheel and tire.
Refer to: [Wheel and Tire](#) (204-04A Wheels and Tires, Removal and Installation).
3. **NOTICE:** Do not pry in the caliper sight hole to retract the pistons as this can damage the pistons and boots.

NOTICE: Do not allow the brake caliper and anchor plate assembly to hang from the brake hose or damage to the hose can occur.


Remove the bolts and position the brake caliper and brake pads aside. Discard the bolts.
Torque: 98 lb.ft (133 Nm)



4. Remove the bolts and position the parking brake caliper and pads aside.
Torque: 41 lb.ft (55 Nm)



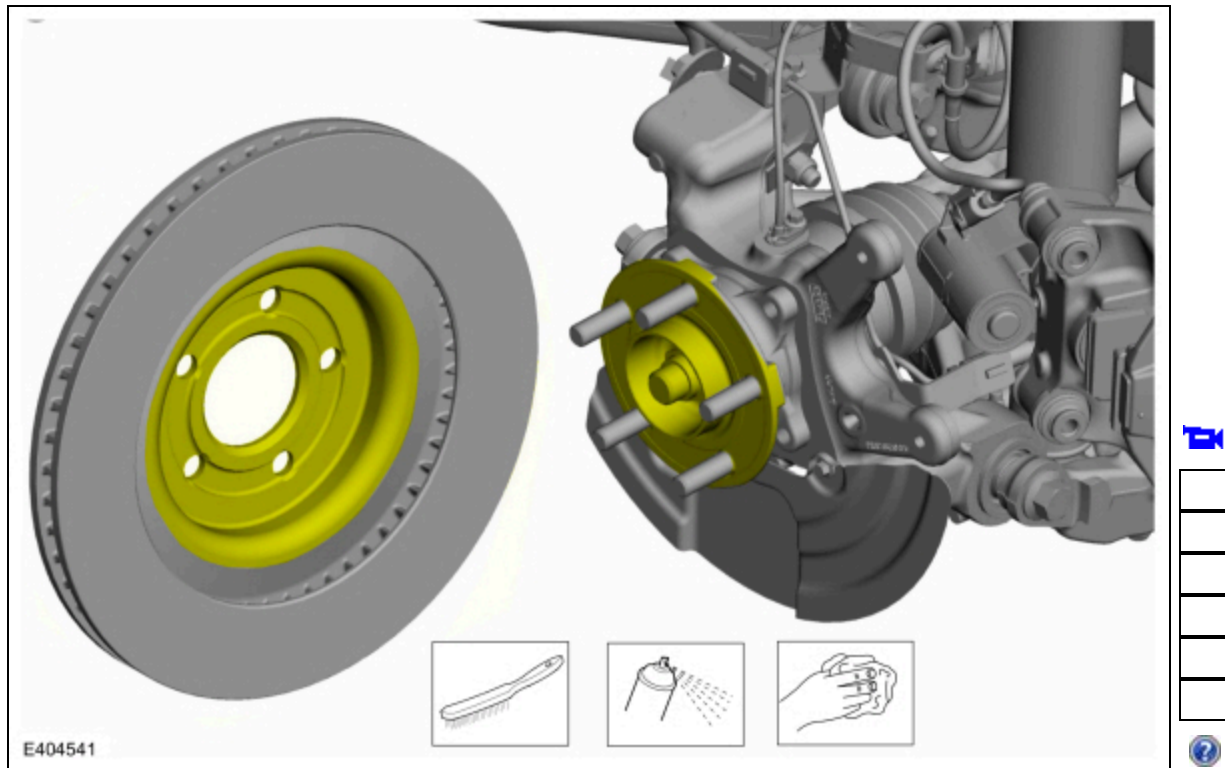
5. Remove the brake disc.



Installation

1. **NOTICE: Make sure that the mating faces are clean and free of foreign material.**

Clean the brake disc mating surfaces using a wire brush and the specified material.
Refer to: [Specifications](#) (206-04 Rear Disc Brake, Specifications).



2. **NOTICE:** Make sure that the brake hose is not twisted when installing the brake caliper or damage to the brake flexible hose may occur.

To install, reverse the removal procedure.

3. Deactivate the brake service mode.
Refer to: [Brake Service Mode Activation and Deactivation](#) (206-00 Brake System - General Information, General Procedures).
4. Apply the brake pedal several times to verify correct brake system operation.

© Copyright 2024, Ford Motor Company.